

RIDX™ CPV Ag Test Kit

Canine parvovirus (CPV) is a highly contagious virus in dogs that commonly causes acute gastrointestinal illness in puppies. The disease most often strikes in six to twenty weeks old pups, but the older is sometimes also affected. A rare disease variant that may be seen in very young (neonatal) puppies is myocarditis (an inflammation of the heart muscle).

The RIDX™ CPV Ag Test Kit is a diagnostic reagent that can quickly and easily detect CPV antigen in canine feces within 10 minutes after dropping the sample.

Principal: Chromatographic immunoassay for the qualitative test
Specimen: Canine feces

Components

- CPV Ag test device (10 tests)
- Sample dilution buffer (10 vials)
- Disposable swab (10 ea)
- Disposable dropper (10 ea)

Features

Sensitivity 98.1% (101/103) vs. PCR

Specificity 100% (214/214) vs. PCR

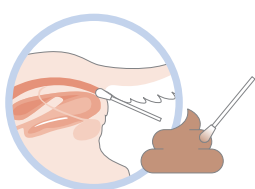
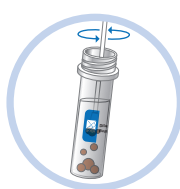



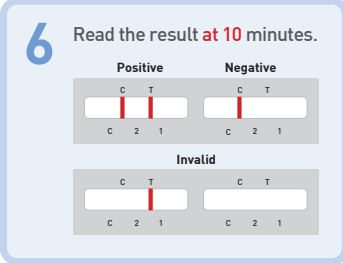
Limit of Detection 5×10^3 TCID₅₀/ml

CPV2, CPV2a, and CPV2b diagnosis are also available.

No Cross-reactivity with other canine diarrheal pathogens (CCV, CDV, CIV, *E. coli*, *Giardia*, and *Salmonella*)



Test Procedure

- Using a swab to collect sample in the anus or feces. 
- Put the swab into the sample dilution buffer and stir the sample with the swab. 
- Remove the swab from the sample dilution buffer. 
- Place the tube until the large particles down. 
- Take the supernatant using a dropper. Add 4 drops of the sample solution into the sample hole on the device. 
- Read the result at 10 minutes. 

CAT No.	Description	LIC No.	Type	Package size
CGM-CPG-11	RIDX CPV Ag Test Kit	300-020	LFA*	10 Tests/Kit

* LFA: Lateral flow assay